

ORANGE TOWNSHIP
COLUMBIA COUNTY, PENNSYLVANIA

ORDINANCE NO. 2004-02

AN ORDINANCE SETTING FORTH STANDARDS FOR
ROADWAYS THAT ARE TO BE DEDICATED TO ORANGE
TOWNSHIP

BE IT ENACTED AND IT IS HEREBY ENACTED, by the Board of Supervisors of Orange
Township:

1. All roadways that are to be dedicated to Orange Township shall meet the specifications set forth in the document entitled "Detail for Minimum Construction Standards for New Roadways to be Dedicated to Orange Township" which is attached to this Ordinance.

2. This Ordinance shall not apply to roadways that are not to be dedicated to Orange Township. Such roads shall comply with the Subdivision and Land Development Ordinance of the County of Columbia and all other applicable statutes, ordinances, and regulations.

3. Nothing in this Ordinance shall require Orange Township to accept roadways that are dedicated to the Township even if they meet the above-described specification, and Orange Township retains the right to accept or reject such roadway dedications in its complete discretion.

ENACTED this 15th day of April, 2004.

ORANGE TOWNSHIP:

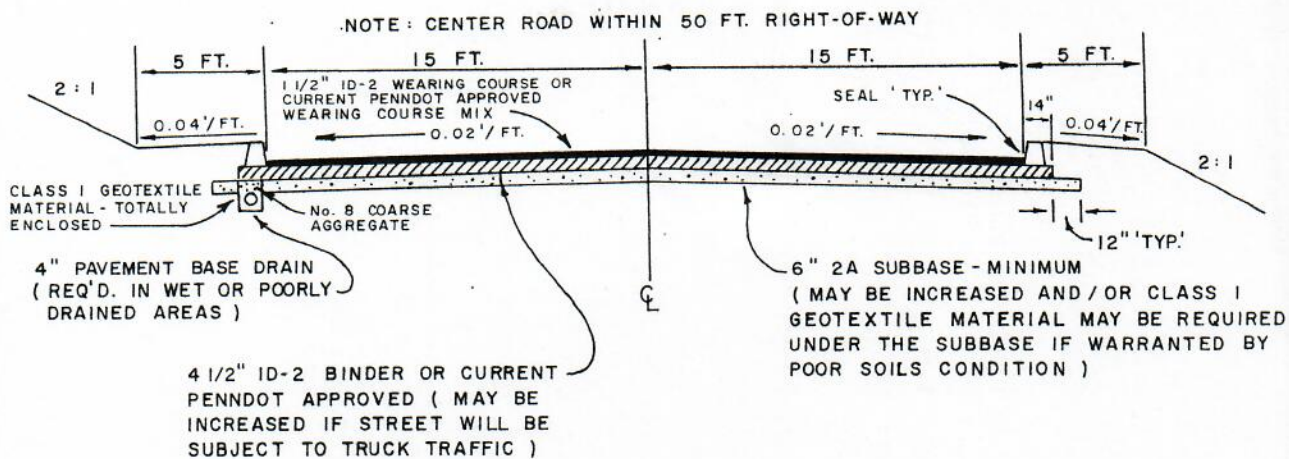
BY: Walt Dunda
CHAIRMAN

ATTEST:

Patricia Russo
PATRICIA RUSSO, SECRETARY

(SEAL)

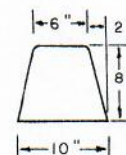
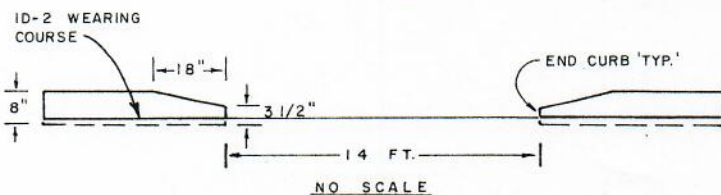
DETAIL FOR MINIMUM CONSTRUCTION STANDARDS FOR NEW ROADWAYS TO BE DEDICATED TO ORANGE TOWNSHIP, COLUMBIA COUNTY, PENNSYLVANIA



TYPICAL SECTION

NO SCALE

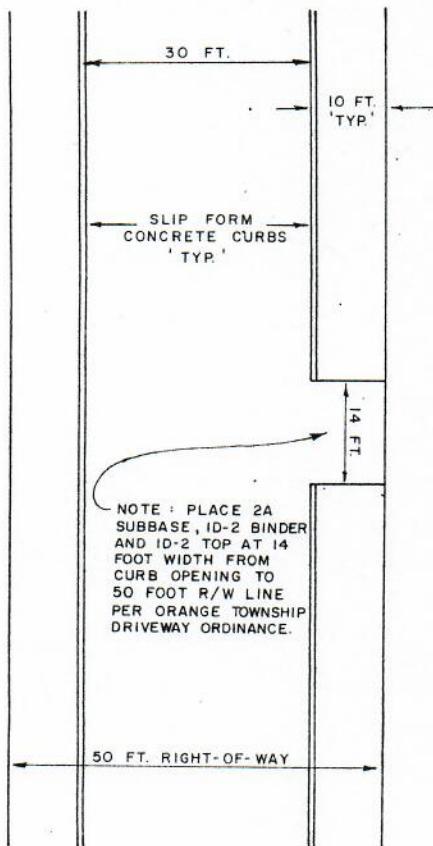
STREET WITH SLIP FORM CONCRETE CURBS
NOTE: MATERIAL MIX TO BE APPROVED BY TOWNSHIP.



TYPICAL DETAIL FOR ENDS OF CURB AT DRIVEWAY OPENINGS
NOTE: PLACE 2A SUBBASE, ID-2 BINDER AND ID-2 WEARING COURSE AT 14 FOOT WIDTH THROUGH DRIVEWAY OPENINGS TO EDGE OF 50 FOOT RIGHT-OF-WAY. (SEE DETAIL)

SLIP FORM CONCRETE CURB DESIGN

NO SCALE



NOTES:

- 1) PENNDOT PUBLICATIONS No. 408 AND No. 72M SPECIFICATIONS APPLY TO ALL CONSTRUCTION.
- 2) PLACE SLIP FORM CONCRETE CURB ON 4 1/2" ID-2 BINDER AND BACKFILL BEHIND IT PER DETAIL BEFORE PLACING 1 1/2" ID-2 WEARING COURSE.
- 3) BEFORE 6" OF 2A SUBBASE IS APPLIED THE SUBGRADE MUST BE SHAPED WITH A CROWN AT THE CENTERLINE WITH A MINIMUM - 0.02 FT. GRADE EACH WAY.

PLAN VIEW SHOWING DRIVEWAY OPENINGS

NO SCALE